



Cascadia District
Webelos Woods
Camp Lewis
September 29th – October 1st, 2023

Leader Guide


	<h1>Leader Guide</h1>		Version Number: 1.0
Sponsor/Owner Troop 120 Troop 5120 Crew 351	Author Butch Keepers	Effective Date 09/28/2023	Page Number 2 of 14

Table of Contents

1

INTRODUCTION.....

3

1.1

OVERVIEW/SUMMARY

3

1.2

CONTACT INFORMATION.....

4

2

ESSENTIAL INFORMATION.....

4

2.1

REGISTRATION AND COST

4

2.2

PARTICIPANT ELIGIBILITY.....

4

2.3

ARRIVAL/CHECK IN.....

4

2.4

CHECK OUT.....

5

2.5

RESPONSIBILITIES.....

5

2.5.1

Forms.....

7

2.6

RULES.....

8

2.6.1

“S” Rules.....

8

2.6.2

Camp Rules.....

8

2.7

SCHEDULE AND MAPS.....

10



Leader Guide

Version Number:
1.0

Sponsor/Owner

Troop 120 | Troop 5120 | Crew 351

Author

Butch Keepers

Effective Date

09/28/2023

Page Number

3 of 14

1 Introduction

1.1 Overview/Summary

Webelos Woods is designed to give first and second year Webelos and their parents a preview of the Scouts BSA experience and provide advancement opportunities that can be harder to come by for Dens and Packs. The program reinforces the Scouts BSA values, procedures, methods, and skills. It is an introduction to Scouts BSA being a “youth-led” program versus the “adult-led” program used in Cub Scouting. There is also the thrill of camping outdoors.

All Webelos are invited to participate in Webelos Woods, with their Pack Leaders. We strongly recommend that a parent accompany their child to this event. At the very least, the adult to Webelos ratio should be 1:5.

Adults will have an opportunity to meet and observe Troops and talk to Scout leaders, who will be able to answer any questions they may have about the Scouts BSA program. The Cascadia District Webelos Woods will be an excellent adventure for all of our Webelos and their parents and a perfect opportunity for Webelos to get a sample of the next level of Scouting.

Scouts and adults from Troops & Venture Crews throughout our District are preparing activity areas emphasizing Scout skills as well as plenty of fun!

Activities will include Leave No Trace, Survival Skills, Shooting Sports, Nature, & Cooking plus much more.

By coming and participating in Webelos Woods, your youth will ---HAVE FUN!!!

Also, they will learn some important Scouting Skills taught to them by Scouts BSA Youth.

Finally, they will get a good start and will complete some of their requirements for Webelos and Arrow of Light Ranks



Leader Guide

Version Number:
1.0

Sponsor/Owner

Troop 120 | Troop 5120 | Crew 351

Author

Butch Keepers

Effective Date

09/28/2023

Page Number

4 of 14

1.2 Contact Information

Traci Kienberger
Cascadia District
Webelos Woods Chair 2023
503-312-6777
traciak@me.com

Butch Keepers
Cascadia District
Webelos Woods Program Director 2023
503-998-3555
scoutmastert120@gmail.com

2 Essential Information

2.1 Registration and Cost

Please register online via the council website. The cost will be \$15 per person if registered online and \$20 per person if registering at camp.

This includes all camp fees, program costs, insurance, and a Webelos Woods patch for each participant.

2.2 Participant Eligibility

Webelos I, Webelos II, Scouts BSA youth, and Venture Crew members who are currently registered with a BSA unit at the time of the event may attend. Siblings or unregistered friends MAY NOT attend.

2.3 Arrival/Check In

Overnight Campers - Check in starts at 6:00PM on Friday, Sept 29th. After you have presented your complete roster of all attending Scouts, Scouters and Parents, you will be assigned a camp site. More than one Webelos unit may be assigned to the same campsite.

Campsites are not accessible by vehicle; all gear must be carried in from the parking lot/road. Please pack accordingly, consider the use of wagons or wheelbarrows. Encourage Scouts to carry their own gear.

Webelos dens that are here for the day should arrive at Camp Lewis on Saturday, Sept 30th between 7:30am - 7:50am to check in as the program begins at 8:15am.



Leader Guide

Version Number:
1.0

Sponsor/Owner

Troop 120 | Troop 5120 | Crew 351

Author

Butch Keepers

Effective Date

09/28/2023

Page Number

5 of 14

2.4 Check Out

Campsites must be inspected before you leave, you will not get your forms or patches unless your site is inspected. Units need to leave together or arrange for any exceptions within the unit prior to coming to camp. No adults, Troops or Webelos should leave camp prior to checking out with Staff.

2.5 Responsibilities

After you have received your campsite assignment, you will unload your equipment and a guide will help you to your campsite. Once your gear is at your site, you will need to send one adult to the registration table with all the necessary forms and any outstanding payments.

Your unit will be responsible for all your meals. We suggest that you eat before you leave your home (dinner on Friday evening, breakfast on Saturday morning), and prepare ahead of time enough food to take care of all other meals. Your Pack leader should assign an adult to collect the food purchases and manage preparation of the food.

There is no water in the individual sites at Camp Lewis, water is provided via two hand pumps located at either end of camp. Please remember to pack containers for hauling your water needs from the pumps to your campsites.

NOTE: Scouting has moved away from liquid fuels due to their inherent dangers. Please bring propane/butane stoves and lanterns. And remember Cub Scouts are not allowed to light these pieces of equipment.

We encourage all adults to attend, if possible, since parents will also learn much about Boy Scouting. Parents need not register as Scouting Leaders. Both women and men are welcome and encouraged to attend. In keeping with Scouting's Youth Protection Guidelines, Webelos are allowed to tent with their parents, Scouts BSA and Venture Youth are not allowed to tent with any adults, related or not. You will need to bring tents for all your scouts and adults as we cannot guarantee there will be enough Adirondacks. Camp chairs and tables are also encouraged.

Unit Insurance - Scout units carry accident and liability insurance. The policy number can usually be found with the unit re-charter information.



Leader Guide

Version Number:
1.0

Sponsor/Owner

Troop 120 | Troop 5120 | Crew 351

Author

Butch Keepers

Effective Date

09/28/2023

Page Number

6 of 14

Program Staff (Troops/Crews) - Unlike Cub Scouts, leadership in Scouts BSA comes from the youth. This means that you can expect most activities to be youth run... please allow them to run the program. As program staff leaders, they have the responsibility to deliver a good program while enforcing safety and behavioral rules. If you have any specific concerns, let one of the adult staff members know and we will resolve the situation. Please do not take direct action yourself unless there is an immediate safety concern.

Fires/Lanterns/Fuel Policy - A propane or battery lantern is a good idea for each camping area. ABSOLUTELY NO LIQUID FUELS! No flame should be allowed inside tents or structures. Bring flashlights or headlamps.

Campfires in the campsites if it is in a fire ring or in an approved fire pit are allowed (**we do reserve the right to ban campfires based on the State Fire Marshal's recommendations**), there will be a camp-wide campfire on Saturday night. An early morning fire might be nice to warm up your Webelos, but all fires must be completely extinguished before leaving your campsite. If you want a campfire at your site, you will need to bring your own firewood.

Snack Food - Leaving snacks in packs and sleeping bags is a sure way to have critters in your sleeping area. To avoid having squirrels or other critters ruin your gear by chewing through packs, please store any food in coolers or snap down totes.

Campsite Security - Campsites are not secure, during the program activities, youth will only be allowed back to their campsites when accompanied by their parent or guardian, or at least two adults to abide by Youth Protection Guidelines.

Transportation & Parking - Directions to Camp Lewis are attached to this packet. Except for emergency vehicles and those requiring special needs, parking will be Limited. Please carpool whenever possible to help limit the number of vehicles attending.

Uniforms - We encourage everyone to be in uniform for opening and closing flag at Webelos Woods. Please remove all loose items from the uniforms such as Ceremonial ribbons and activity pins prior to camp to keep from losing them.

Rain Gear - We will run the program rain or shine; wet campers may not have quite as much fun. Make sure they have waterproof head gear and coats, as well as waterproof shoes or boots. Big garbage bags make great ponchos with cutouts for the head and arms. A popup shelter is also a great item to bring. Some campsites have shelters in them.



Leader Guide

Version Number:
1.0

Sponsor/Owner

Troop 120 | Troop 5120 | Crew 351

Author

Butch Keepers

Effective Date

09/28/2023

Page Number

7 of 14

Lost & Found - Every year we have a few items left in camp with no names attached. Please ask the parents in your unit to put their youth's name in/on all possessions that are going to camp with them. We will bring the Lost & Found items to the next District Roundtable.


2.5.1 Forms

Health Forms - Each person attending Webelos Woods must have a Scouts BSA Annual Health & Medical filled out by a parent or guardian. These need to be turned into the registration table upon arrival. They will be returned to you at checkout on Sunday.

Roster - A unit roster must be completed and turned in with your health forms at registration upon arrival.

Special Needs - Your Scouts (and adults) come to these outings with a wide variety of pre-existing medical conditions and situations that you as the responsible leader will need to know about. Please let us know of situations/concerns about insects or environmental allergies, physical limitations, or anything we should know to ensure a great experience for the youth and adults.

Permission Slips - Never take any Scout on an outing away from your regular meeting place without a written permission slip from their parent or guardian, even if that adult is with you on the outing. In addition, the unit leaders need signed permission from each Scout's parent to treat medical emergencies, even if the parent is attending the event. Your Pack and/or Troop may have your own standard permission slip form to use for outings.

	<h1>Leader Guide</h1>		Version Number: 1.0
Sponsor/Owner Troop 120 Troop 5120 Crew 351	Author Butch Keepers	Effective Date 09/28/2023	Page Number 8 of 14

2.6 Rules

2.6.1 “S” Rules

- Stay with your buddy.
- Stay away from the water.
- Stay on the Trails (*There is Poison Oak in camp*)
- Stay within the boundaries of camp.
- Shoes - always wear them.
- Slow down - run only during games where needed.
- Sanitation - Wash hands before you eat and obey proper KYBO/latrine rules.
- Sticks - Leave them on the ground.
- Stones - Leave them with the sticks.
- Stuff - Stay out of other people's stuff.

2.6.2 Camp Rules

Please review these with your Scouts before arriving at Camp

The Scout Oath and Law Will Guide Everyone!

Do not bring any of the following as these items are off limits for all campers, Adults and Youth alike. We have a zero-tolerance policy so anyone caught with these items will be asked to leave camp.

Weapons/Firearms/ BB Guns
Martial Arts articles

Arrows
Alcohol

Fireworks
Drugs

Tobacco is discouraged, smoking, chewing tobacco, pipes, and vapor devices are only allowed in the designated area for smoking.

****If anyone is caught using tobacco product outside of these areas, camp staff has been trained to assume you are on fire and take the proper steps to put you out for your own safety. ****

Other Items to Leave at Home:

Game systems, cell phones, iPads, and any other electronic games are a distraction, and are easily damaged in the rain, and they are too expensive to lose. Pets should also be left at home.



Leader Guide

Version Number:
1.0

Sponsor/Owner

Troop 120 | Troop 5120 | Crew 351

Author

Butch Keepers

Effective Date

09/28/2023

Page Number

9 of 14

Knives - Webelos love pocketknives. Knives will be allowed for Webelos Scouts who bring their valid Whittlin' Chit cards along with being directly supervised by an adult from your unit. Confine the use of knives to safe areas in your campsite. Remember the use of "Safety Circles". Some Pack leaders are wisely the "Keeper of the Knives", only dispensing them to Scouts when it is appropriate during the program. Our Staff will be watching for unsafe use of knives on trails or in activity areas. Only pocketknives with 3" blades or smaller with locking blades will be allowed.

Seat Belts - Everyone traveling to/from this event must ride with a legal driver at least 21 years of age. Every rider must have a proper seatbelt, and nobody may ride in the back of a pickup, other kind of truck or trailer. For other concerns, please consult your copy of the Guide to Safe Scouting.



Leader Guide

Version Number:
1.0

Sponsor/Owner
Cascadia District/Troop 120/Crew 351

Author
Butch Keepers

Effective Date
08/01/2023

Page Number
10 of 14

2.7 Schedule and Maps

Cascadia District Webelos Woods Camp Lewis September 29th – October 1st, 2023

Friday	6:00PM	Overnight registration, campsite set-up
	9:00PM	Cubmaster, Scoutmaster, & SPL Meeting - Headquarters Shelter
	10:00PM	Taps, Lights out, Quiet time



Leader Guide

Version Number:
1.0

Sponsor/Owner
Cascadia District/Troop 120/Crew 351

Author
Butch Keepers

Effective Date
08/01/2023

Page Number
11 of 14

Saturday	6:30AM	Wake Up / Den's and Troop's prepare their breakfasts.
	7:30AM	Registration (Day Participants) bring sack lunch.
	8:15AM	Gathering Activity at the Parade Grounds
	9:00AM	Opening at the Parade Grounds – Flag & Safety Talk
	9:15AM	Staff dismissed to Stations.
	9:30AM	Morning station rotations begin.
		9:40 – 10:15 1st rotation
		10:25 - 11:00 2nd rotation
		11:10 - 11:45 3rd rotation
	12:00PM	Lunch (sack lunches/fix lunch in campsite)
	1:00PM	Afternoon station rotations begin.
		1:00 - 1:35 4th rotation
		1:45 - 2:20 5th rotation
		2:30 - 3:05 6th rotation
		3:15 - 3:50 7th rotation
	3:30PM	Shore Leave - 4pm to 5:30pm
	5:30PM	Dinner/Return to Campsites
	7:00 PM	Evening Flag/Campfire
	9:00PM	Cub Master, Scoutmaster, & SPL Meeting
	10:00PM	Taps, Lights out, Quiet.



Leader Guide

Version Number:
1.0

Sponsor/Owner

Cascadia District/Troop 120/Crew 351

Author

Butch Keepers

Effective Date


08/01/2023

Page Number

12 of 14

Sunday	7:30AM	Wake up prepare breakfast & clean up campsites
	9:00AM	Morning Flag
	9:15AM	Inspirational Speaker/Chapel
	10:30AM	Closing Ceremonies & Awards
	11:00AM	Camp inspections and checkout/depart for home.

Please drive safely & we will see you next year.

	<h1>Leader Guide</h1>		Version Number: 1.0
Sponsor/Owner Cascadia District/Troop 120/Crew 351	Author Butch Keepers	Effective Date 08/01/2023	Page Number 13 of 14

2023 Webelos Woods

What should I have accomplished this weekend?

Duty to God and You Adventure: Requirement 2A (*Completed if you go to Chapel*)

Aware and Care Adventure Badge: Requirements 1, 2, 3, 4, 5

Build It Adventure Badge: Requirements 1

Into The Wild Adventure Badge: Requirements 6

Fix It Adventure Badge: Requirements 1, 4a, 4c, 4g, 4j, 4k, 4n, 4q

Cast Iron Chef Adventure Badge: Requirements 1

Earth Rocks Adventure Badge: Requirements 1A, 1B, 1C, 2, 3A, 3B, 3C, 5

Camper Adventure Badge: Requirements 1, 7

First Responder Adventure Badge: Requirements 2, 5

Into The Woods Adventure Badge: Requirements 2, 3, 5

Castaway Adventure Badge: Requirements 1B

Scouting Adventure Badge: Requirements 1E, 4, 6

Webelos Walkabout Adventure Badge: Requirement 3, 5

Whittling Chip: All requirements completed

Cub Scout Outdoor Activity Award: Outdoor Activities Requirements 1, 2, 4, 5, 6, 10, 11, 12

** Must attend the Chapel Service on Sunday to get credit.



Leader Guide

Version Number:
1.0

Sponsor/Owner
Cascadia District/Troop 120/Crew 351

Author
Butch Keepers

Effective Date
08/01/2023

Page Number
14 of 14

