

# Cub Scout Super Weekend Butte Creek



*A weekend adventure for Cub Scout Packs  
and their families!*

Butte Creek Scout Ranch, 13462 S. Butte Creek Road, Scotts Mills, OR 97375



# Table of Contents

Welcome and What Are We Doing Here?	3
Things to Know Before You Get to Camp	3-4
Check In/Check Out: What to Expect	5
Vehicles in Camp	5
Facilities and Amenities	6
Super Weekend Program	7
Weekend Schedule	7
Self-Guided Activities	8
Camp Rules and Safety	9
Emergencies in Camp	9-10
Safety is No Accident: Medical Forms, Medical Care, and Medications	10
Camp Maps	11-12
What to Bring	13
Meal Planning	13
Our Camps	14-15
Cam4All: Give Every Scout an Unparallel Outdoor Experience	16
Pack Roster	17



## Welcome and What Are We Doing Here?

Is your pack looking to have an extra special family campout? How about a weekend at a working horse ranch in the Willamette Valley? A Cub Scout Super Weekend is designed as a pack family campout, where Cub Scout families can come out to one of our many amazing properties and just enjoy some low-key camping opportunities! Self-guided activities, exposure to our horses and an opportunity to visit our shooting ranges will top off your weekend of fun!

Welcome to Butte Creek! We are so glad you are planning to spend some quality time exploring our amazing camp! Enjoy your stay as you hike, play games, and find adventure around camp. There is plenty to do. Check out the activities list later in this guide for ideas. This guide is meant to help you plan your weekend at camp and to let you know what is offered for you and your scouts.

Thank you for all you do to deliver adventurous, safe Scouting to our Scouts!

*Your Cascade Pacific Council Camping Team*



## Things to Know Before You Get to Camp

**Super Weekend program has two goals:**

- 1. To support Scouting activities that are not easy for packs to organize on their own.**
- 2. To strengthen your pack by providing tools and activities for your youth and adult leaders to help Scouts get to know other families in their pack.**

**THE PROGRAM** - As much as COVID protocols allow, our program is designed to be pack-centric, with opportunities to get a small glimpse of our summer camp program, including games, horses and the shooting ranges. Scouts can work with their leaders and parents on team-building games, a self-guided hike or scavenger hunt, or bring their own activities and simply have fun!

First, a quick clarification: A Super Weekend is not meant to work on advancement, but there may be opportunities that present itself. It is up to the leaders to record any advancement that may be complete over the weekend.

**RESERVATIONS AND COMMUNICATION** - Reservations can be made online or through the Portland council office. Scouts can be added to your reservation if there is still room. You can receive a 50% refund for cancellations made two or more weeks before the weekend. Fees are higher for Scouts added within two weeks. The person listed on the reservation will receive an email from the Super Weekend Director a few days before you arrive. In that email, the director will include your campsite assignment and explain any changes in the expected activities and schedule.



**LEADERSHIP** - Like all Scouting activities, two registered adult leaders 21 years of age or over are required for your entire stay. There must be a registered female adult leader 21 years of age or over in every pack serving female scouts.

**FOOD AND YOUR CAMPSITE** - Because this is essentially a pack campout, all meals for your pack must be planned, provided, and prepared by you and your scouts. Come prepared with all the cooking gear and food your pack will need for the weekend.

Butte Creek Scout Ranch has a "pack it in, pack it out" trash procedure outside of summer camp. That means your pack will need to be prepared to take any garbage it produces with you when you leave. If you need extra trash bags, ask at the office.

**WEATHER** - The weather at Butte Creek can vary greatly. Temperatures average around 50 degrees during the day and 40 degrees at night, but it could potentially be milder as well. It will often rain, sometimes quite a bit! Be Prepared with raingear, sweatshirts, jackets, tarps, and other needed gear. The most accurate weather forecast can be found [through NOAA](#).

**SPECIAL NEEDS** - If someone in your pack has a special need or serious condition, please mention it on your reservation, during the pre-arrival phone call, or at check-in. Earlier is better. It is important to let the Director or the medic know about special needs or serious medical conditions so they are prepared in the event of an emergency. If participation in certain activities will be affected, let the staff in those areas know so they can keep things running smoothly and safely.

If anyone in your pack has a mobility special need, let the Director know as early as possible so campsite assignments can be arranged accordingly. It is much harder to rearrange sites after packs have moved in.

CPAP machines - bring your own battery pack / inverter; staff can guide you to recharging locations. No power is available in campsites, and generators are not allowed.



**All adult and youth attendees must follow current council COVID guidelines and pre-screening. See [cpcbsa.org/covid](https://cpcbsa.org/covid) for current practices.**

## Check In/Out: What to Expect

**Check in** is between 6-8pm on Friday at the Butte Creek office. Our Camp Staff will greet one of your adult leaders at the camp office so everyone is on the same page. If your pack is planning to arrive later, please let the Director know via phone or email so staff will be available to check in your pack.

Our staff will need this information on your arrival before heading to your campsite:

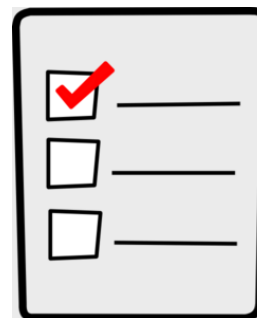
- Confirmation that no one arriving at camp has COVID-19 symptoms and all have been pre-screened
- BSA [medical form](#) parts A and B for each person (you keep these)
- A pack roster (in this guide) with names, ages, and phone numbers of all youth and adult participants
- Payment for any remaining fees

Each pack may want to bring a wagon or two to bring in equipment. There are no vehicles allowed at the campsites.

**Check out** is at the Camp Office by 11am on Sunday. Please make arrangements with the camp office if you are leaving earlier. It is important that you leave your site ready for the next campers. Don't forget to check with our Camp Staff for any Lost and Found items, which will be held at the Scout Office for 45 days before being donated. Same rules as check in.

Before you leave, make sure to:

- Sweep bunks, adirondacks, and outhouse
- Clean and sanitize toilets and washstands
- Store toilet paper in outhouse storage box
- Shut off water spigots
- Clean out your fire pit and stack leftover firewood
- Do a thorough litter sweep
- Double-check all bunks for missed items
- Bag up and pack out all trash and recycling (remember, there is no off-season trash service)
- If anything is broken or needing attention, let staff know at check-out.



## Vehicles in Camp...Live in the Parking Lot

For the safety of our scouts and our staff, we have firm rules about vehicle use in camp. Let the staff know if your pack has someone with a special need that requires the use of a vehicle so we can work with you to safely address that need.

In addition to the normal BSA vehicle rules outlined in the [Guide to Safe Scouting](#), there are a few camp-specific vehicle and driving rules as well.

- Vehicles and trailers live in the parking lot.
- Follow our SLOOOWWW camp speed limits
- 5 mph beyond the parking lots
- 10 mph on the gravel road into camp
- Scouts and Adults may only ride on the inside of a vehicle with seatbelts for all.
- RV's, ATV's, golf carts, dirt bikes, dune buggies, etc. are not allowed on camp property.



# Facilities/Amenities

**Your Campsite** - For your stay you'll be assigned a campsite that includes:

- covered dining shelter
- picnic table
- water source
- handwashing sink with soap and paper towels
- fire ring (not at all campsites; you are welcome to bring your own or use the established campfire bowl)
- sleeping shelters (mini-dacks; made to sleep two persons)
- assigned outhouse or shower room

**Firewood** may or may not be available. You may bring firewood from home or collect dead and down firewood. Please do not gather wood from standing trees, living or dead.



The brand new shower house has individual stalls with sink, toilet, and shower.



Our mini-dacks sleep two persons and their gear.



Wooden bunks mean you don't have to sleep on the floor!



Main Street at Butte Creek Scout Ranch

**All adult and youth attendees must follow current council COVID guidelines and pre-screening. See [cpcbsa.org/covid](https://cpcbsa.org/covid) for current practices.**



# Super Weekend Program

The program for this weekend is focused on strengthening the pack. Packs will need to decide on activities they may want to bring with them to do while staying at Butte Creek. In addition to any games or activities your pack provides, your pack will have an opportunity to participate in a few of our featured summertime activities. These include:

- An introduction to our horses. Upon check-in, each pack can sign up for a one hour time slot to learn more about our horses and horse program.
- An opportunity to shoot. Upon check-in, each pack will have an opportunity to sign up for a one hour time slot to shoot bb guns and archery.
- A bin of self-guided games and adventures will be provided at each campsite. Please feel free to bring your own activities as well.

Remember, this weekend is for you and your pack families. Planning ahead and being prepared will help you truly enjoy your weekend and get to know all the families in your pack better.



## Super Weekend Schedule\*

\*The Super Weekend Schedule and available programs shown here are subject to change due to weather, available staff, and other factors. An up-to-date schedule will be available upon your arrival at camp.

**All adult and youth attendees must follow current council COVID guidelines and pre-screening. See [cpcbsa.org/covid](http://cpcbsa.org/covid) for current practices.**

Time	Activities	Location
<b>FRIDAY</b>	WELCOME TO CAMP!!	
6 PM - 8 PM	Check-in Unload Sign up for horses/ranges	Camp Office (Dining Hall) Campsite Parking Lot
10 PM - 7 AM	QUIET TIME	Campsite
<b>SATURDAY</b>		
9:00 AM – noon	Pack programming Visit horses/ranges during specified time	Barn Ranges Campsite
NOON - 1 PM	LUNCH BREAK	Campsite
1 PM - 5 PM	Pack programming Visit horses/ranges during specified time	Barn Ranges Campsite
<b>SUNDAY</b>		
9-11:00 AM	Pack programming Visit horses/ranges during specified time	Barn Ranges Campsite
BY 11:00AM	Pack Clean Check out	Camp Office

# Self-Guided Hikes and Activities

Besides our active program and your pack plans, here are a few activities to enjoy during your stay:

1. **Hiking, Hiking, Hiking!** — Butte Creek Scout Ranch features opportunities to hike right from camp.
2. **The Pond** — Bring your own fishing gear and practice your casting skills at our pond. Tons of wildlife can also be found hanging out around it.
3. **Solitary places** — for meditation, reading, and finding peace and quiet. At Butte Creek Scout Ranch these include around your campfire at night, the campfire bowl or chapel, the meadow, your bunk, or the grass near the pond.
4. **Stargazing** — When it is not cloudy, camp stars are the best stars! The meadow or the top of the campsite hill offer the best viewing.
5. **Campsite games** — bring your own chess board, puzzles, and other activities.
6. **Campfires** — please keep fires attended, in designated campsite fire rings, keep them no more than waist high, and make sure they are “dead out” before going to bed or leaving your campsite. Don’t forget your hot dogs or s’mores. Just make sure it is completely out. People sometimes find buried fires days later, and we recently rebuilt a majority of our camp due to a wildfire.
7. **Play in the creek** — sift the creek bed for gold; you are in an ol’ Western town! There must be adult supervision at all times. Scouts may not go further than ankle deep and it may be too cold in March and April.
8. **Scavenger Hunt** — work together with another scout or do it individually. Travel around camp finding all you can on the scavenger hunt worksheet and return it finished to the office for a golden horseshoe!
9. **Tub-o-Fun** — each campsite will have a bin full of different activities to do as a pack. The activities are meant to be reused, so please take care of the equipment and report any damage to the director.

If you have questions, please contact our Camp Staff. Find them around camp and at the Camp Office.



All adult and youth attendees must follow current council COVID guidelines and pre-screening.  
See [cpbsa.org/covid](https://cpbsa.org/covid) for current practices.



# Camp Rules and Safety

- **Always use the buddy system**
- **Quiet Hours** - 10 PM to 7 AM. Please be considerate of neighboring packs.
- **Only registered guests are allowed in camp**
- **Prohibited Items:** Pets (including emotional support animals), alcohol, drug use (including marijuana), fireworks, firearms/archery gear, chainsaws.
- **Fires, gas-fueled lanterns, and stoves** are for outdoor use only and may not be used in mini-dacs or tents.
- **RV's, Trailers, ATV's are not allowed in camp**
- **Stay on established trails**
- **Do not deface, destroy, or purposefully damage camp or other's property**
- **Leave the plants, trees, and wildlife alone:** We are guests in their home. This includes all forms of feeding, chasing, and trapping of animals. Only use already downed or split wood for firewood (if fires are allowed).
- **Adult use of tobacco** (smoked or chewed), e- cigarettes, and e-vaporizers is limited to the main parking lot inside your vehicle.
- **Off-limit areas** - camp buildings (except for the shower house) and storage, construction areas.
- **Phones** - Cell service is poor at most places in camp which makes camp a perfect place to unplug from screens for a while. Our camp office has a phone for emergencies.
- **Medical Emergencies** - Please bring your own first-aid kit for minor injuries. Emergency numbers are posted at the camp office, and a radio is in the health office for 24 hour access to our camp medic. The health office has emergency supplies and thorough procedures.



## Emergencies in Camp

If you hear a siren, please gather your group and report immediately to the main flagpole at the dining hall. Making sure everyone is accounted for is a crucial piece of working through many camp emergencies. Do not leave camp before instructed by or before informing our trained staff.

All camp staff have received training for camp-wide emergencies. If a staff member comes to your campsite with emergency instructions, follow those instructions exactly and immediately.

If possible, bring your car keys and your medical forms when reporting to an emergency meeting spot. If you arrive without them, do not leave to get them unless instructed to by camp management.

- Stay Calm. Dramatic responses add confusion and distraction to a difficult situation.
- Never place yourself in a dangerous position.
- Should you discover an emergency, stay on the scene, render aid as you are able, and send word to the Camp Director or Camp Ranger.
- All accidents and injuries must be reported immediately to the Camp Director.



**NATURAL DISASTERS:** If there is an earthquake or other natural disaster, take shelter and remain where you are until it is over. When it is safe to do so, gather your group in a safe place and try to remain calm. Do not attempt to relocate unless your location is unsafe.

**FIRE** - Move your group away from the fire area, leaving any threatened belongings. Report out-of-control fires to the Camp Staff immediately. Reporting the location, size, source of the fire, and wind direction/strength will help with the response.

**LIGHTNING** - If you hear thunder, lightning is close enough to strike you. Move to a safe shelter like your vehicle or an enclosed building. Stay in a safe shelter well after you hear the last sound of thunder.

If you are caught outside with no safe shelter nearby, the following actions may reduce your risk:

- Get out and away from ponds, lakes and other bodies of water.
- Get off elevated areas such as hills, mountain ridges or peaks.
- Stay away from objects that conduct electricity (barbed wire fences, power lines, windmills, etc.).
- Never lie flat on the ground, shelter under an isolated tree, or use a cliff or rocky overhang for shelter.

**SERIOUS INJURY** - In the event of a serious injury, the following procedures occur in this order:

- Stabilize the victim.
- Notify EMS via Camp Director (in person or via relay).
- If needed, treat for shock.
- Check on the wellbeing of each witness.

**MISSING PERSON** - Missing people at camp are usually found quickly. Using the buddy system, providing accurate rosters, and ensuring your children are within clear view and earshot at all times help prevent people going missing. While exploring our camps, conduct regular buddy checks to keep your group together.

If someone goes missing at camp:

- Check likely areas (sleeping area, showerhouse, outhouse, campsite).
- Ask others if they know the person's whereabouts and when they were last seen.
- Notify Camp Director.

## Safety is No Accident:

## Medical Forms, Medical Care, and Medications



**Do not bring anyone to camp who has vomited, had a fever, or had diarrhea, or cold/flu-like symptoms within the 48 hours prior to your arrival.** Those are all common symptoms of several different highly contagious sicknesses; do not chance bringing those sicknesses to camp. Report anyone who develops symptoms to the camp medic right away.

There will be a camp medic on staff during the weekend. The medic will carry a radio and can be reached day or night from either the Camp Office or the Health Office, both of which are located on Main Street.

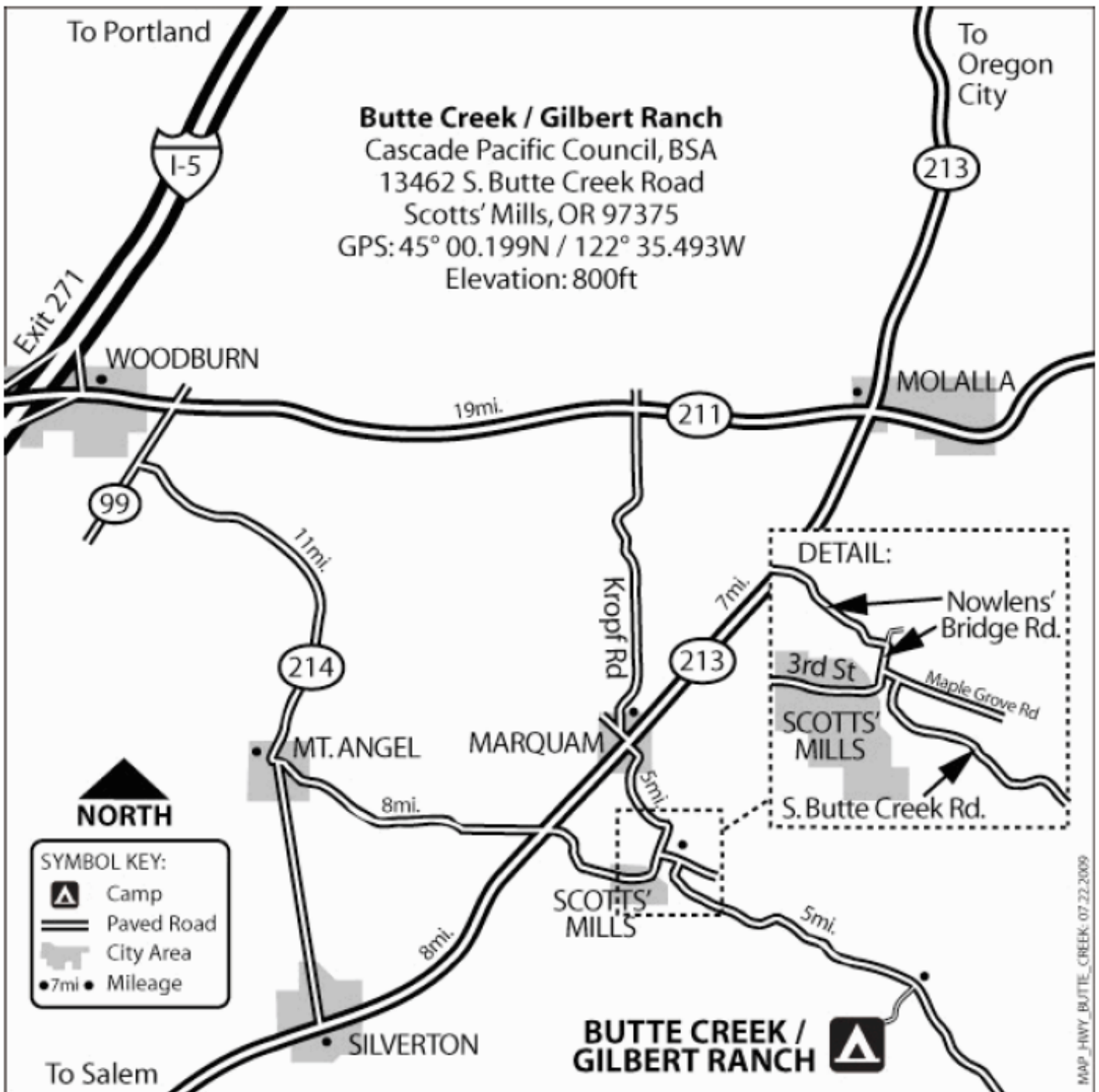
Any scout or leader with an injury or illness needing more than basic first aid will need to be transported to the hospital or urgent care by either their pack's leadership or by ambulance. The pack's leadership will also be responsible for contacting parents/guardians, making treatment decisions if necessary, completing a BSA incident report, and maintaining and supplying pack and patient insurance information. The staff is here to support but not lead that process.

All scouts and adults need Parts A and B of an up-to-date BSA medical form, complete with appropriate signatures. The forms will not be collected by the staff but will remain with each pack's leadership.

Medications must be locked for access by designated pack adults. Packs can bring their own locked storage for their campsite. Refrigerated medications can be stored in the health office refrigerator.

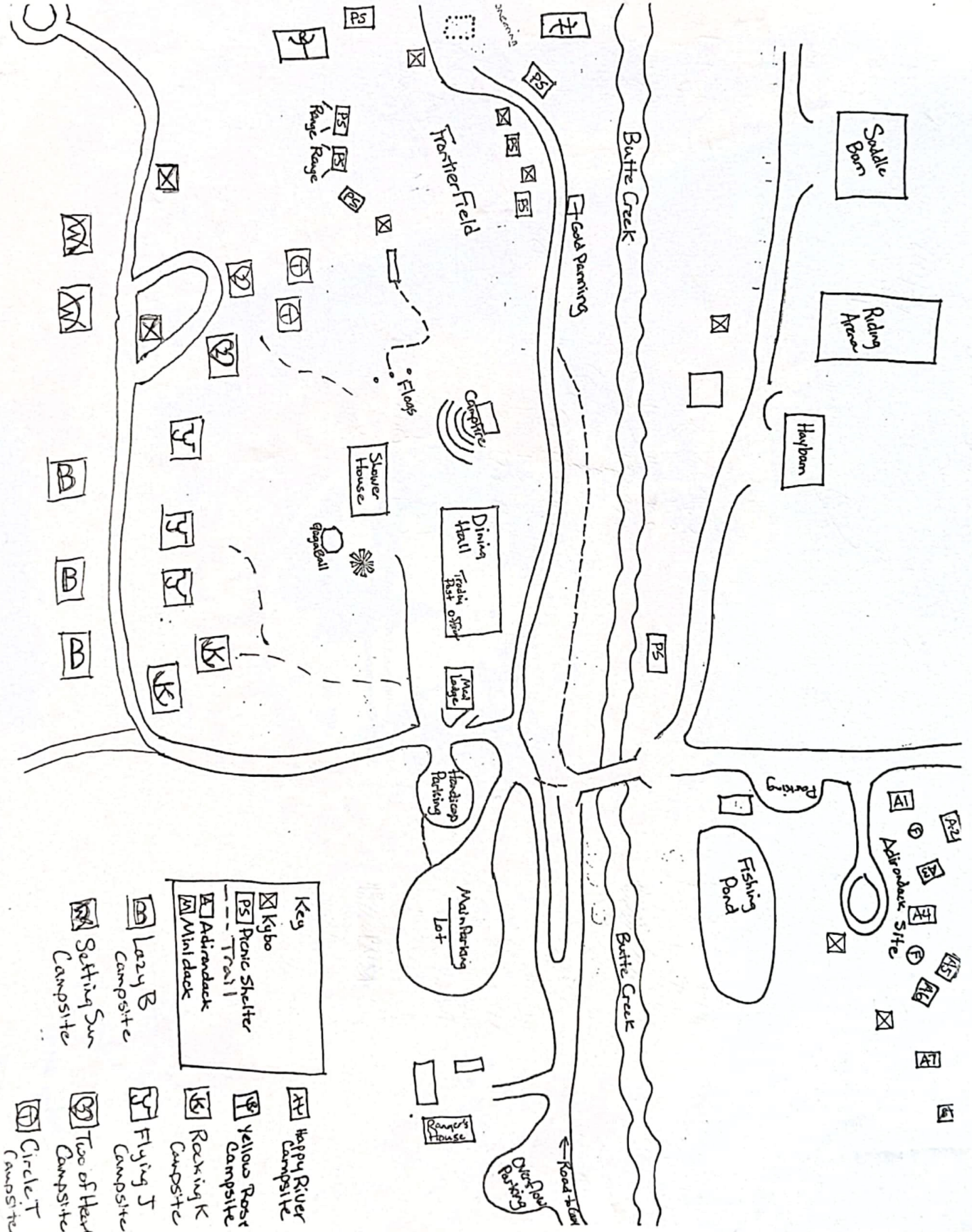
Anyone with emergency medication(s) (albuterol, epipens, nitro, etc.) should keep it with them. If the medication is for a serious issue or is likely to be needed during the weekend, please let the Director or medic know.

# Camp Map: Driving Directions





# Camp Map: Campsites and Program Areas



Key	☒ Kybo
☐ PS	Picnic Shelter
—	Trail
▤	Airrack
▩	Mini deck

☒ AT	Happy River Campsite
☒ Y	Yellow Roost Campsite
☒ R	Rearing K Campsite
☒ J	Flying J Campsite
☒ T	Toe of Hand Campsite
☒ Circle	Circle T Campsite
☒ S	Setting Sun Campsite
☒ B	Lazy B Campsite

## What to Bring

This is a suggested list of items to bring on your weekend adventure. There may be other items you will need to bring in order to be the most comfortable for you and your family. Think of this weekend as a camping trip to a state park. We provide a shelter to sleep in and toilets and showers; the rest is on your own.

- Sleeping Bag
- Pad
- Pillow
- Pajamas
- Clothing that can be layered
- Sweatshirt
- Jacket
- Rain Gear
- Hat
- Jeans
- Waterproof shoes, hiking boots
- Socks and underwear
- Sandals (shower only)
- Toothbrush and toothpaste
- Towel and washcloth
- Comb or brush
- Soap
- Deodorant
- Bug Spray
- Flashlight w/ extra batteries
- Water bottle
- Camp chair
- Scout Book
- Games to play
- Medical Form (Parts A & B)
- First aid kit (one for the pack would be sufficient)
- Camp Stove w/ extra propane
- Mess kit
- Dishes to cook in
- Cooler to store food
- 3 buckets to clean dishes
- Trash bags
- Dish soap and scrub brush
- Dish towels

## Meal Planning

Planning your meals for the weekend can be a lot of stress but can also be a lot of fun! Many of the ranks have some kind of meal prep requirement, so it may help to assign each den one meal to prepare. Give the scouts an opportunity to work together to come up with their meal, a list of what they will need to purchase, and any equipment they will need to make the meal. Your meals could be as simple as cold cut sandwiches for lunch or, if you are up to more of a challenge, a dutch oven dinner and dessert! This weekend will be a great time to try a new recipe or show off an old favorite to the rest of your families. While planning your menu for the weekend, keep in mind any dietary needs or restrictions your pack members may have and make adjustments as necessary.





# Our Camps

Many of our camp properties and facilities are available for rental and use by Scout units and guest groups, with priority and reduced pricing given to Scouting units and organizations that charter Scout units in Cascade Pacific Council.

## **Camp Meriwether and Camp Clark:**

Awaken each morning to the roar of the Pacific Ocean. Camp Meriwether and Camp Clark are beautiful camps with expansive views of the ocean and secluded beaches. At low tide, diverse tidepools can be explored where Camp Lookout meets the ocean. Breathe in fresh, cool ocean air. Absorb the sounds of wildlife and the ocean all throughout camp during your memorable Camp Meriwether and Camp Clark adventures. Started in 1926, the 795 acre Camp Meriwether and Camp Clark Scout Reservation is on the Oregon Coast at the base of Cape Lookout, twenty miles south of Tillamook.



**Camp Pioneer:** Camp Pioneer is a true mountain camp, offering a combination of rustic, traditional scout camp experiences with a modern twist. Perched at an elevation of 4,526 ft. and located along the edge of the Mt. Jefferson Wilderness Area, we are proud to be the “Jewel of the Cascades.” As you enter camp, the iconic view of Mt. Jefferson reflected in the waters of Pine Ridge Lake will take your breath away. At Pioneer, you can discover that the opportunities for outdoor exploration are endless – as are the activities our top-quality staff offers for those wishing to remain in camp. Camp Pioneer offers a world-class backpacking and hiking program in the heart of Mt. Jefferson Wilderness area. Take part in hikes, climbs and caving activities. In the center of camp, Pine Ridge Lake offers great fishing along with canoeing, rowing, swimming, and paddle-boarding. Fine


tune your Scoutcraft skills like pioneering, cooking, archery and shooting. Pioneer was founded in 1936 by local Oregon Scouts and carries a tradition of being built “by Scouts, for Scouts.”



**Camp Baldwin:** Breathe pine-perfumed air, explore the forest, and take in views of mountain peaks and eastern valleys. Camp Baldwin is the council's premier horse and high adventure camp. Nestled high in the eastern foothills of the Mount Hood National Forest seventeen miles west of Dufur Oregon, Camp Baldwin sits in a pine forest at 3,400 feet. In the middle of the 640 acre property is the 6 acre Lake Hanel filled with trout and crawdads. Horsemanship is central to the camp's program. For older Scouts, the camp has a natural rock face climbing program, day-long whitewater rafting and wind-surfing trips, mountain biking, mountain boarding, and an advanced CL wrangler program. Our staff welcomes you to discover the Baldwin Spirit at the "Pride of the Cascade Pacific Council."



**Butte Creek Scout Ranch:** Welcome to the wild, wild west!. Butte Creek is the year-round home to the largest horse herd in any council scout camp. The moment each Cub Scout steps onto Main Street and lays eyes on the old frontier town of Butte Creek, he or she will find it easy to imagine themselves as part of the wild west. Butte Creek has a western town Main Street, and a western theme that runs through all we do. Join us for day use, picnics, fishing, or our famous weekend horse rides!



**Camp Cooper:** Deep in the coast range rain forest, and with an 80 foot waterfall all its own, Camp Cooper has much to offer troops for weekend adventures. This well-cared-for camp has a small dining hall and is a great site for nature study, youth leader troop planning, hiking, and more. New 4-person adirondacks and dining shelters keep everyone sheltered if it rains.



# Camp4All: Give Every Scout an Unparalleled Outdoor Experience

100% of proceeds from our **Camp4All** campaign go to **getting Scouts to camp and giving them an unparalleled experience at our nationally-recognized camp properties.** Designate your donation to fund outdoor education opportunities; such as camp attendance scholarships for youth and camp staff scholarships, provide program supplies and equipment, maintain camp facilities, and provide critical camp staff training!



## Why designate your gift? Because Outdoor Experiences are Life-Changing

CPC offers some of the most impressive camp properties nationwide in the Boy Scouts of America.

Camp4All support from the community ensures:

1. **Life-changing experiences.** More youth will unplug, experience incredible personal growth and maintain a life-long appreciation for the outdoors.
2. **More scholarships** so that every Scout can camp.
3. **Exceptional programs.** CPC will invest in even more innovative experiences and quality programs.
4. **Superior properties.** CPC will continue to promise access to well-maintained, safe and clean properties.
5. **Retention & advancement.** Youth will remain in Scouting and deepen their personal growth learning because of summer camp.

## Camp4All Community Giving

There are a multitude of ways you can make an impact for generations through community giving. Here's how: **General Fund:** Support local Scouting strategic initiatives! **Community donors:** When making your donation don't forget to use the drop-down to designate your district.

**Matching Gifts:** Supercharge your gift! Your company may match your charitable donation.

**Planned Giving:** Put your assets to work for generations with our tax-efficient charitable strategies.

To learn how to donate, please visit: <https://cpcbsa.org/donate/camp4all/>



Rebuilding Butte Creek Scout Ranch after wildfires



Providing scholarships so every scout can go to camp

# PACK ROSTER - SUPER WEEKEND



BOY SCOUTS OF AMERICA®  
CASCADE PACIFIC COUNCIL

Pack#	Dates:
District:	Campsite:
Council:	*Please complete an additional roster if you need more room.

ADULTS		
Name of Adult	Phone	Specific Leadership Role (if any)
1.		
2.		
3.		
4.		
5.		
6.		

DEN		
Name of Scout	Age	Phone
1.		
2.		
3.		
4.		
5.		
6.		
7.		
8.		
9.		
10.		

DEN		
Name of Scout	Age	Phone
1.		
2.		
3.		
4.		
5.		
6.		
7.		
8.		
9.		
10.		

DEN		
Name of Scout	Age	Phone
1.		
2.		
3.		
4.		
5.		
6.		
7.		
8.		
9.		
10.		

DEN		
Name of Scout	Age	Phone
1.		
2.		
3.		
4.		
5.		
6.		
7.		
8.		
9.		
10.		

All adults and youth attendees must follow current COVID guidelines. See [cpcbsa.org/covid](http://cpcbsa.org/covid) for current practices.