

2022 Camporee Antique Powerland April 29 - May 1, 2022

This Leaders Guide is designed to give you some basic information, and will be supplemented, as we get closer to the actual event. You should find all of your questions answered in this booklet, but if you do not, please contact **Jackie Dannemiller**, Camporee Chair, at by email to njdannemiller@gmail.com or cell phone: (503) 957-4246

General Information

Style of Camping: Troops can elect to camp backpack style or drive-in camping style. Campsite judging will be geared to the style declared by the troop upon check-in.

Check-in: Plan to arrive on Friday, April 29, during the hours of 5:00-8:00 PM. Vehicle parking is close to campsites, but some carrying of gear will be required. (Vehicles cannot drive right to campsites.) Whoever arrives from the unit first should be prepared to handle the unit's registration process, which includes receiving a campsite assignment. Please do not drive cars into the camp without first checking and receiving vehicle passes.

Registration: The registration form included in this packet should be filled out in advance and presented at the headquarters when you check-in your troop. Having it completed prior to arrival will greatly reduce the time it takes to register. Every scout and adult who is camping overnight **MUST** be registered on the form and online. We will need all adults who are training to register online as well, so we are able to know who is in camp at all times..

SPL/Unit Leader Meeting: There will be an event information meeting at 9:00 PM on Friday evening at Camporee Headquarters. The Unit SPL (or acting youth unit leader) and Scoutmaster (or acting adult unit leader) should attend. All units must be represented at this meeting. The final schedule of events, checkout procedure information, and other important information will be distributed at this meeting.

Training: IOLS is being offered for free, but all who are attending must register for the session. You are encouraged to register your entire unit using the online registration process on the Council's website Online Registration link - <http://www.cpcbsa.org/districts>

Fees:

Early Bird Registration is \$15 until April 8, 2022 Afterwards it will be \$20 until April 22, 2022. NO registration at the door - no money transactions available.

Staff fee is \$10 to include meals, and program supplies. **Cub Scouts and chaperones who are visiting for the DAY are FREE, but all must be registered with their unit, and check in with headquarters before entering the event. .**

Patches: Each registered Scout and Scouter will receive a souvenir patch at the end of the weekend in their Unit Checkout packet after the site is inspected before departure.

Medical Records: Each troop should bring their health and medical record forms for all Scouts and Leaders that are attending the Camporee. If your troop will have trained medical professionals (doctors, paramedics, first responders, etc.), please inform us at check-in.

Facilities: Units will set up camp following the Guide to Safe Scouting per linked troops. Units will be assigned based on unit size. There will be a map with unit placement updated Friday evening, as units arrive at check in.

Uniforms: Full Scout uniforms are to be worn at general assemblies, campfire and chapel. Activity uniforms consisting of Scout pants or shorts, scout socks and belt, and a troop t-shirt (or some Scouting tee-shirt) must be worn at all other times. This applies to staff as well.

Cooking: Liquid fuel and compressed gas stoves may be used in accordance with BSA policy. Scoutmasters are responsible for storage of liquid fuel in the campsite area. NO Charcoal.

Fires: **NO OPEN FLAME FIRES ARE PERMITTED due to a fire ban by local Fire Marshall.**

Water: Water spigots will be available for our water. Bring water jugs and remember to conserve.

Garbage: Dumpster will be provided, if full, then the unit takes home their own.

Menu and Duty Roster: Each patrol should have its menu and duty roster posted. Samples are included in this booklet. These should be readable by anyone who may visit their site.

Camporee Activities: Saturday will consist of interpatrol competition events.

Who competes? Only a troop's regularly organized patrols should compete. "Ringer" patrols made up for just the Camporee are not in keeping with good Scout Spirit. Troops are encouraged to have older Scouts act as Troop Guides.

Leadership: The events will be led by our District's Youth staff. Instructions will be presented to the patrol leader at the beginning of each event.

Competition Areas: Separate areas will be laid out for each of the events. When first registering at the Camporee, patrols will be assigned a starting station for Saturday's activities and circulate through the events until they have completed all event stations. As in previous years, patrols may go from station to station in whatever order they choose. It does not need to be in numerical order. Patrols should be advised that different stations will require different lengths of time to complete.

Adult Training: Saturday’s schedule includes adult leader training sessions for IOLS - Introduction to Outdoor Leader Skills and BALOO - Basic Adult Leader Outdoor Orientation.

Skills and Knowledge Required to be Successful: As in past years, activity events will utilize Scouting skills, teamwork, and an emphasis on the Patrol method. The following list of activities are great skills to develop and use at Camporee, however, at this time, the youth

Staff are still creating a fun filled program and final list will be made available to the SPLs on Friday evening prior to the event - POSSIBLE stations may be:

Patrol teamwork	OA Village	Basic Scout First Aid
Map & compass skills	Patrol communication	Scouting Essentials
Good menu planning	Minimum impact camping	
Knot tying	Demonstrated patrol yells	

Points will also be gained for demonstrating scout and patrol spirit, teamwork, proper uniforming, having a patrol flag at the events, and active participation throughout the day

In addition to the primary activity stations, there will be additional activities available to patrols. These include:

- Visiting additional activities available throughout the event
- Campfire participation
- Service projects
- Museums are open, and will have demonstrations throughout the day

Campsite Inspections: Troops can choose to be judged as a backpack troop or as a drive-in camping troop. All patrols in the troop must be judged under the one criteria declared by the troop. Please plan on having an adult in camp to help identify patrol areas (staff will try to pre-assign times needed. Inspections will occur during Saturday’s activities period).

Judging and Recognitions: Points will be awarded for action events, campsite inspections, and bonus participation activities. Awards will be presented at Sunday morning’s final Camporee Assembly.

Service Projects: There will be a service project for ALL units to participate. The service projects will be explained at the Friday night SPL and unit Leaders’ meeting.

Visitors: All visitors must check in at the Camporee headquarters prior to visiting the Camporee grounds. Parents, siblings, and supervised Cub scouts are invited to watch the events and the campfire on Saturday. Visitors should show up no later than 6:30 p.m. for the campfire.

Camporee Staff: The Camporee staff will consist of approved Scouts, and members of the Order of the Arrow, or District scouts. Contact **Jackie Dannemiller**, Camporee Chairman, njdannemiller@gmail.com and provide a name of who you recommend to serve on staff. All Camporee Staff member selection will take place in advance of the Camporee and not on the day

prior to the event. Staff need to register online and pay the \$10 fee before April 1, so enough program supplies, food and patches are available.

Camp Departure: Camporee check-out procedures will be provided at Friday's SPL/Unit Leader Meeting. Some units will be leaving on Saturday evening and will need to have their campsite inspection and checkout before dark. They can attend the campfire, but their site should be cleared for inspection. Be sure that you inform Jackie Dannemiller, Camporee Chairman, before your departure for a site inspection. **All units are expected to follow the same guidelines of leaving their site clean, taking out their trash, and checking out with the proper Camporee Staff before departure. The Camporee officially ends at the Final Camporee Assembly on Sunday. All Units must be out of the Camporee site by Sunday, 10:30 a.m.**

Senior Patrol Leader: Mason Lewallen

Rivers Edge Chapter Chief: Reece Lewallen

Service Vice Chiefs: Tor Helland

Questions? Jackie Dannemiller, Camporee Chairman,
email: njdannemiller@gmail.com or (503) 957-4246 cell

**Location: Antique Powerland, Powerland Heritage Park
3995 Brooklake Rd NE, Salem, OR 97303
Exit 263 - Off I-5 Brooks, Oregon**



Rivers Edge District Camporee

Campsite Inspection Criterion

Troop #: _____ Campsite #: _____ Senior Patrol Leader: _____ Inspector: _____

B/P = Minimum Impact, Backpacking D/I = Minimum Impact, Drive-in		Possible Points	Patrol:	Patrol:	Patrol:	Patrol:
Small tents are placed in a way to prevent excessive damage to ground cover.	B/P	10				
Patrol dining fly available, but not pitched unless weather requires it.	B/P	5				
Trash bag available, but out of sight.	B/P	5				
Evidence of "Leave No Trace" principles in action	B/P	5				
Tents lined up in neat rows or formations, with definite patrol divisions.	D/I	10				
Patrol dining fly pitched properly.	D/I	5				
Trash bag available and not overloaded	D/I	5				
At least one campsite improvement, made only from natural materials brought from home.	D/I	5				
Ground cloth covering entire tent floor (prepared for inclement weather)	Both	5				
Inside of the tents are neat, with no personal belongings outside of the tent. "Be Prepared"	Both	10				
No ditching, careless damage or disruption of ground cover and surrounding foliage.	Both	10				
Campsite is litter free/Leave No Trace -gray water disposal (screen)	Both	10				
Use of stoves only – no open fire.	Both	5				
Cooking gear is stored between uses, covered, at least under a tarp or in a tent.	Both	5				
Proper fuel storage.	Both	5				
Demonstrated method for proper utensil/dishwashing.	Both	5				
Camporee schedule and duty roster posted.	Both	5				
First Aid Kit available	Both	10				
Pioneering Skills (gateway, camp addition)	Both	5				
TOTALS		100				

Rivers Edge Camporee Unit Rooster

Unit # _____ Number of Patrols: _____

Number of Scouts: _____

Number of Adults: _____

Troop Leadership

Unit Leader _____	Senior Patrol Leader _____
Assistant Unit Leader _____	Assistant Senior Patrol Leader _____
Assistant Unit Leader _____	Junior Assistant Scoutmaster _____
Other _____	Other _____
Other _____	Other _____
Other _____	Other _____

Patrol Rosters

PATROL NAME: _____

PL 1. _____

APL 2. _____

3. _____

4. _____

5. _____

6. _____

7. _____

8. _____

PATROL NAME: _____

PL 1. _____

APL 2. _____

3. _____

4. _____

5. _____

6. _____

7. _____

8. _____

PATROL NAME: _____

PL 1. _____

APL 2. _____

3. _____

4. _____

5. _____

6. _____

7. _____

8. _____

PATROL NAME: _____

PL 1. _____

APL 2. _____

3. _____

4. _____

5. _____

6. _____

7. _____

8. _____

**Please print additional pages for additional Patrol Rosters.

Rivers Edge Camporee Patrol Rooster

Unit # _____ Name of Patrol: _____

Number of Scouts: _____

Troop Leadership

Unit Leader	_____	Senior Patrol Leader	_____
Assistant Unit Leader	_____	Assistant Senior Patrol Leader	_____
Assistant Unit Leader	_____	Junior Assistant Scoutmaster	_____

Patrol Rosters

PATROL NAME: _____

PL 1. _____

APL 2. _____

3. _____

4. _____

5. _____

6. _____

7. _____

8. _____

Add additional names if a few more

2022 Schedule

NOTE: SCHEDULE CHANGES ARE POSSIBLE, BE SURE TO HAVE YOUR UNIT REPRESENTED AT THE SPL/UNIT LEADERS MEETING AT 9:00 PM FRIDAY NIGHT

FRIDAY

- 5:00 PM Registration opens / Troops start arriving
- 8:00 PM Adult Training Meeting - ITOLS (Headquarters) Registration
- 9:00 PM SPL/UNIT LEADER MEETING/CRACKERBARREL-Headquarters (all units)
- 10:00 PM Scouts in camp except to & from KYBO. This must be strictly enforced.
- 11:00 PM Lights Out & All Quiet - After this time, no lanterns should be lit, even in adult campsites.

SATURDAY

- 7:00 AM Reveille - before this time, no scout is to leave their campsite except for the KYBO. Only whispers are allowed before this time. Camp sites should be quiet.
- 8:00 AM Adult training - ITOLS (headquarters) begin
- 8:00 AM Morning assembly (Patrols depart for first activity session immediately following).
- 8:15 AM Activity Stations begin
- 9:00 AM Campsite Evaluations begin and Museums Open
- 11:00 am Activity Stations end morning sessions. Patrols return to campsites for lunch
- Noon Service Project - all Units, and Leaders participate
- 12:00 PM Adult training - IOLS/Baloo (headquarters)
- 1:30 PM Activity Stations begin
- 5:00 PM Activity Stations end, Museums close. All patrols in campsites. Begin dinner preparation
- 6:15 PM Depart for Campfire DRESS WARMLY 7
- 6:30 PM Pre-Campfire Program begins
- 10:00 PM Scouts in camp except to & from KYBO. This must be strictly enforced.
- 11:00 PM Lights Out & All Quiet - After this time, no lanterns should be lit, even in adult campsites. Only whispers are allowed after this time.

SUNDAY

- 8:00 AM Reveille - before this time, no scout is to leave their campsite except for the KYBO. Only whispers are allowed before this time. Camp sites should be quiet.
- 9:00 AM All breakfast cleanup is completed. Troops depart for Chapel
- 9:15 AM Chapel Service, Final Assembly
- 9:30 AM Final All Camporee Assembly. Then Troops depart as they receive final clearance from camp staff.

10:30 AM Camporee Site Vacant



Rivers Edge District Cuboree - Saturday, April 30, 2021

To Cub Scout Leaders

On behalf of the Rivers Edge Districts, we invite you to bring your Cub Scouts to the 2022 Camporee, **Saturday, April 30** between **2 pm - 5 pm**. Please bring a sack lunch and eat before the afternoon activities begin. Local Troops will be on display and there will be activities to participate in and museums to visit. Age Appropriate activities will be provided, along with the invitation to visit on site museums offered by the Antique Powerland Museum Association at the Powerland Heritage Park, 3995 BROOKLAKE RD NE, BROOKS, OREGON 97303

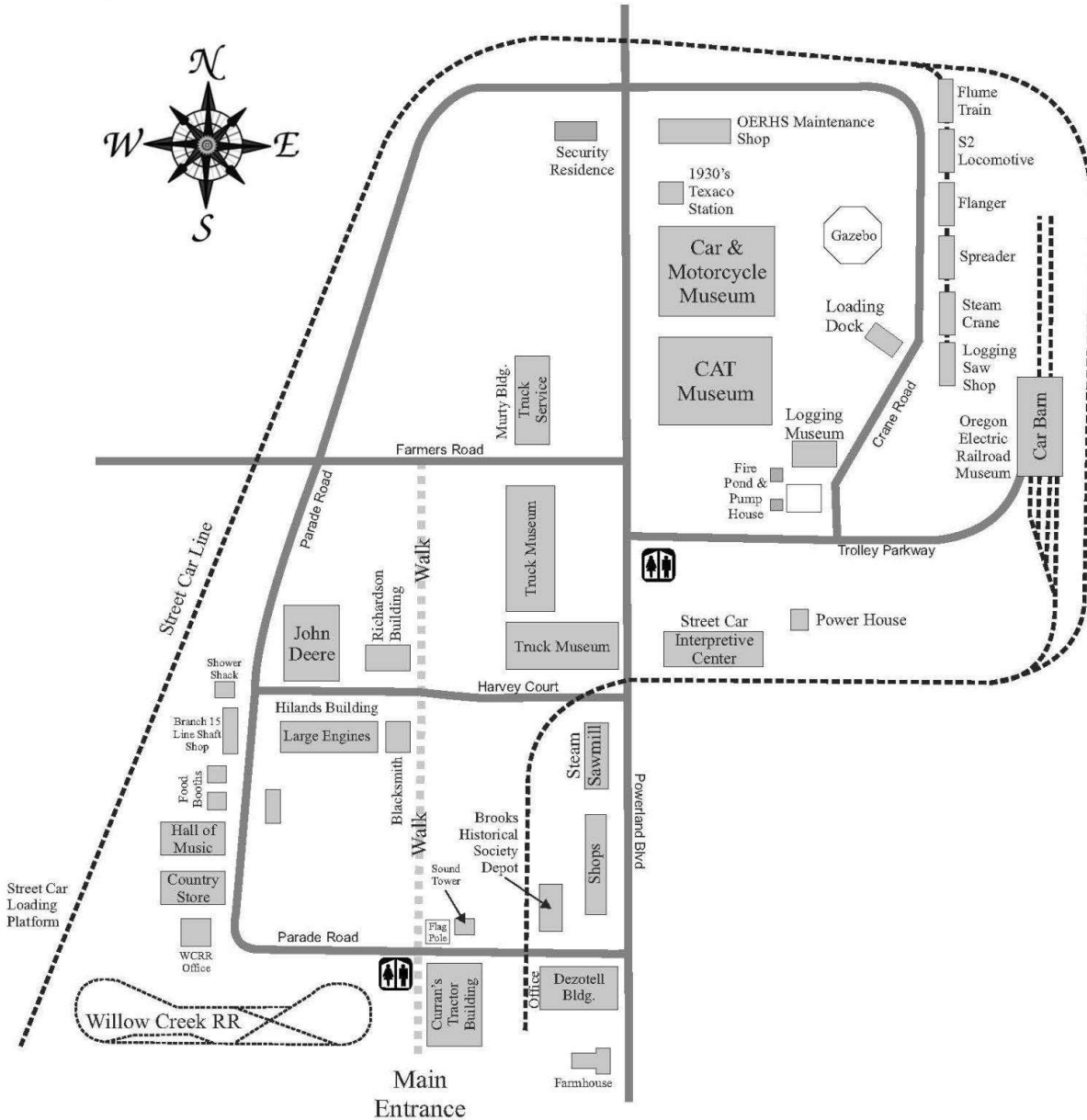


*This rule was found in the Guide to Safe Scouting.

We want to do everything we can to make it a *Great Experience* that your Scouts will remember!

Antique Powerland Site Map

Latitude 45° 03' 12.79" N

Longitude 122° 58' 37.85" W



Version 7 - June 2012

Antique Powerland Website Map V7