



**Fall 2021
CPC Properties
Unit Camping Guide
Updated August 2021**



Table of Contents

[Welcome and What Are We Doing Here?](#)

[Check In/Out: What to Expect](#)

[Facilities/Amenities](#)


[Camp Maps: Camp Cooper](#)

[Camp Maps: Butte Creek Scout Ranch](#)

[Construction Areas](#)

[Our Camps](#)

[Camp4All](#)




Welcome and What Are We Doing Here?



Welcome to camp! We are so glad you are planning to spend some quality time enjoying our amazing camps! In this very unusual time, we have done our best to provide Scouts in our Cascade Pacific Council time in the outdoors to be refreshed safely. You'll have more elbow room, a covered dining area, and an outhouse designated for your unit. Enjoy your stay as you hike, learn Scout skills, and explore camp.

COVID Guidelines:

We are still in the throes of the COVID pandemic. As Scouters, and good citizens must lead by example and ensure we are offering a safe and quality program. Please ensure you review the camping guidelines at cpcbsa.org/covid to ensure you know the current guidelines for camping in CPC. All users of CPC properties are expected to follow these guidelines at all times while using our camps.



Check In/Out: What to Expect

- **Unit check in** is at an assigned time between 4-7 PM on your first day. It is important to caravan and arrive together since the whole Unit must be present before checking in. Follow the “Check In” signs for your camp.
- Our Camp Hosts will greet you. Parents who are driving but not staying may not travel beyond the parking lot, even on foot. Registered guests only.
- Wear your face coverings at check in.
- Our hosts will need this information on your arrival before heading to your campsite:
 - Completed Pre-screening for each unit member (do this online on the day of your arrival - required for contact tracing)
 - Confirmation that no one arriving at camp has COVID-19 symptoms
 - Affirming that your group consists of those listed on your reservation (contact tracing requirement)
 - A completed Roster to turn in to Camp Host.
- At most camps you can park ONE car (not trailer) at or near your campsite in an area marked for you. You will still have to walk your gear in a little way as our camps weren’t designed as car camps. Have Scouts pack to hike their own gear into camp. Other vehicles remain in the parking lot.
- **Check out** is outside the Camp Office by 4 PM (or other location designated by Camp Host) on your last day. It is important that you take your trash with you (State rule), and check your site so it is ready for the next campers. Don’t forget to check with our Camp Hosts for any Lost and Found items, which will be held at the Scout Office for 45 days before being donated.
 - Gear and all garbage hauled out to the parking Lot
 - Campsite and surrounding area litter swept.
 - Outhouses Cleaned and litter removed. (Units are to bring cleaning supplies)
 - Develop a list of hazards and maintenance needs and leave with Camp Host.

Facilities/Amenities

Your dining area, washstand, outhouse, and sleeping space will have been disinfected prior to your arrival. **Please do not use or go into any sleeping spaces or other facilities not assigned to your Unit as they are being rotated for use by others.**

Campsites assignments may change on your arrival due to construction and work projects around camp.

Your Campsite -

Sleeping Space: You are free to assign individuals to sleeping spaces within your campsite. Youth Protection standards must be followed.




More about your campsite:

For your stay you'll be assigned a campsite that includes:

- covered dining shelter
- picnic table
- water source
- handwashing sink
- trash receptacle (plan to pack your garbage)
- fire ring
- Please bring reusable water bottles
- A nearby outhouse
- Showers are not available for unit camping.
- CPAP machines - bring your own battery pack / inverter; staff can guide you to recharging locations.

Weather - Oregon weather can vary greatly. It can be quite sometimes quite a bit!. Be Prepared: check the weather report, bring sweatshirts, jackets, and other needed gear.



Clean Up

We ask the units bring bleach and pine cleaner to clean and sanitize areas in their campsite. We ask that your unit leaves your campsite better than you found it, sweeping out your shelter, wiping your table, and doing a litter sweep to make sure food, trash, and recycling is brought home with you.

Fires

If fires are allowed, use dead, downed limbs for fires.

Camp Rules and Safety

- **Quiet Hours** - 10 PM to 7 AM
- **Only registered guests are allowed in camp, even on foot, even if “just for a minute.”**
- **Prohibited Items:** Pets (including emotional support animals), Tobacco products, e-cigs, vape pens, alcohol, drug use (including marijuana), Fireworks, Firearms/Archery gear, chainsaws.
- **Off-limit Areas** - swimming, boating, camp buildings and storage, construction areas, sleeping spaces, showers, and outhouses not assigned to your unit.
- **Phones** - Cell service is poor at most places in our camps, which makes camp a perfect place to unplug from our screens for a while. Our camp office has a phone for emergency use. Ask your Camp Hosts if there are any special cell hot-spots near camp.
- **Medical Emergencies** - Please bring your own unit first-aid kit for minor injuries. Emergency numbers are posted at the camp office. Our camps have emergency supplies and thorough procedures. Contact the Camp Hosts/office to access.
- **Stay on Established Trails**
- **Leave the plants, trees, and wildlife alone:** We are guests in their home. This includes all forms of feeding, chasing, and trapping of animals (Exception: trout fishing). Only use already downed or split wood for firewood (if fires are allowed).
- **Do Not Deface, Destroy, or Purposefully Damage Camp or Other’s Property**
- **Vehicles** - Speed on camp roads is 5 mph. Seat belts are required for all occupants. Trucks may not be used for transporting passengers except in the cab. RV’s, Trailers, ATV’s are not allowed in camp



Camp Maps: Camp Cooper



Camp Cooper: Driving Directions



DIRECTIONS TO CAMP COOPER



Camp Cooper is located 17 miles North of Willamina Oregon, starting from the three-way junction by the grocery store. Most of the trip is paved, save for the last 1/2 mile into camp. The first 11.2 miles are two-lane, and the last 6 miles are single lane. They are heavily used, so keep you eyes open!

Drive north from Willamina past the Hampton Mill. Stay on Willamina Creek Road for 6 miles, turn left at 'Cooper' sign to Coast Creek Road.

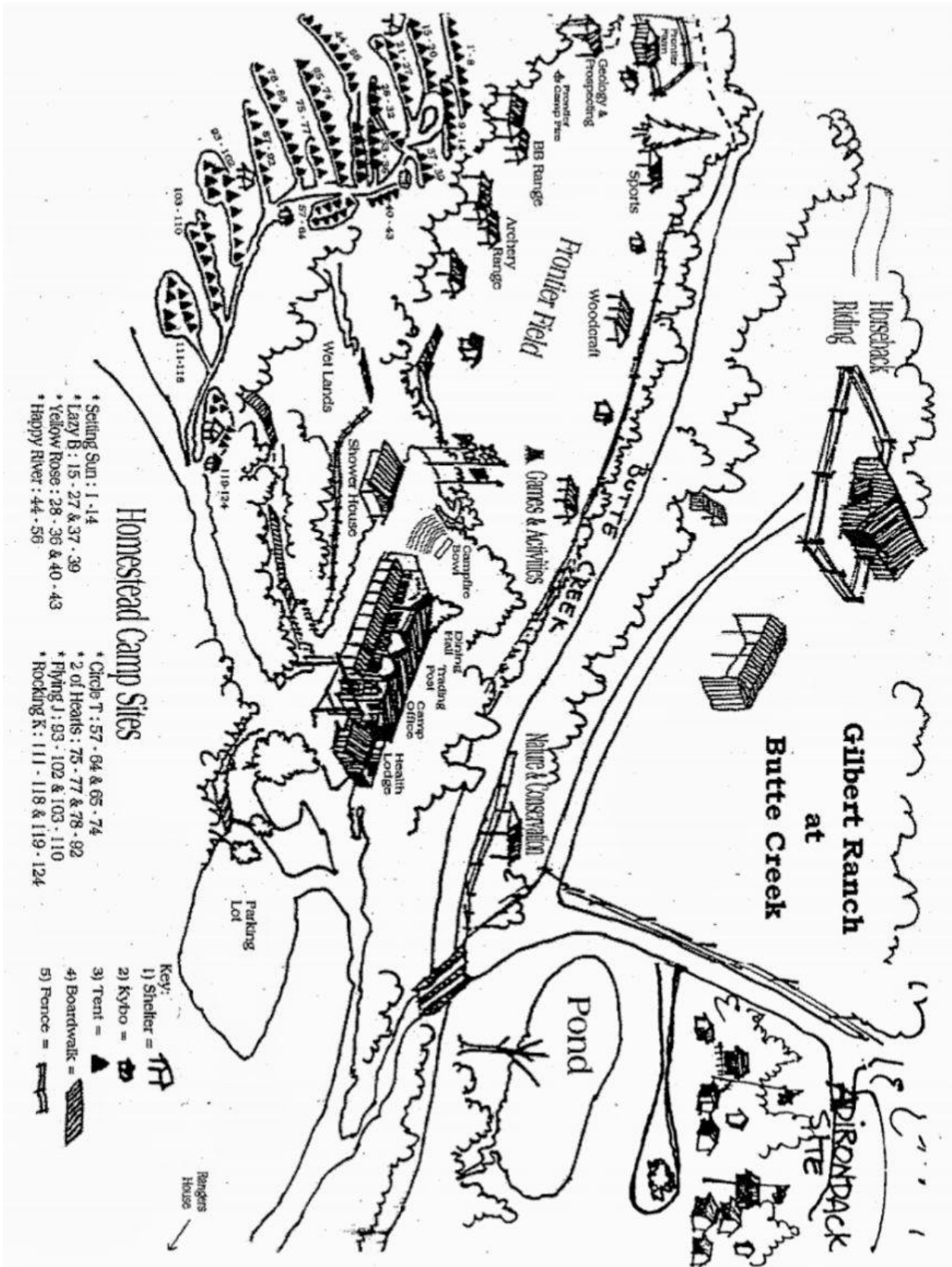
Stay on Coast Creek Road (it will turn into Gilbert Creek Road and you will start gaining elevation) for 5.2 miles. At the three-way intersection, follow the 'Cooper' sign to the right onto Bald Mountain Road.

Stay on Bald Mountain Road for 6 miles. The 'Cooper' sign will be on the right, and will point you to the left down a gravel road.

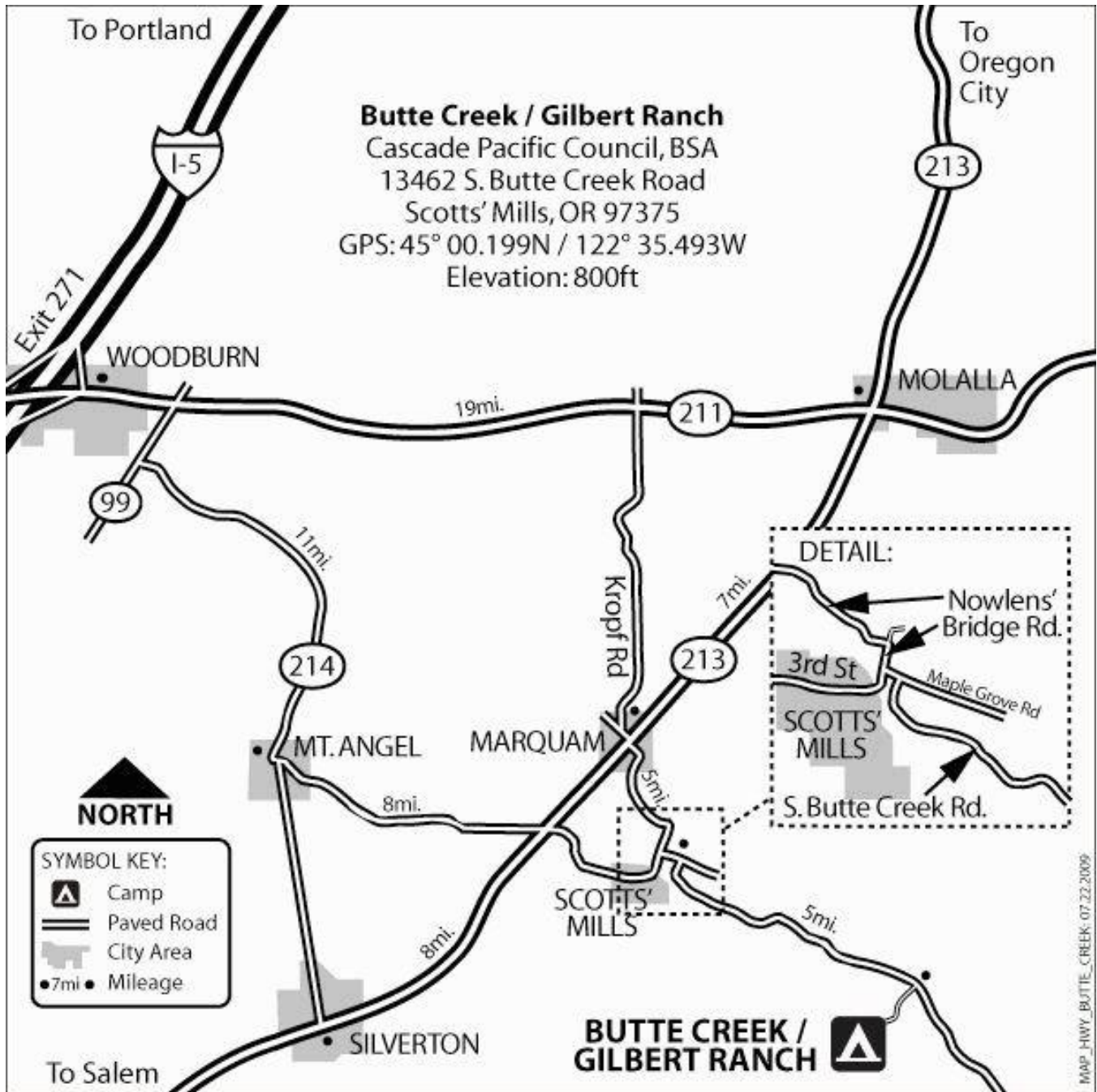
Stay on the gravel road for 1/2 mile, keeping to the left; you will find yourself in the lower parking lot. Welcome to Camp!

-  Pavement
-  Gravel
-  Water (Please Don't Drive on This)

Butte Creek: Camp Map



Butte Creek: Driving Directions



EMERGENCIES IN CAMP

If you hear a siren, please gather your group and report immediately to the camp office. Making sure everyone is accounted for is a crucial piece of working through many camp emergencies. Do not leave camp before instructed by or before informing our trained staff.

If possible, bring your car keys and your medical forms when reporting to an emergency meeting spot. If you arrive without them, do not leave to get them unless instructed to by camp management.

- Stay Calm. Dramatic responses add confusion and distraction to a difficult situation.
- Never place yourself in a dangerous position.
- Should you discover an emergency, stay on the scene, render aid as you are able, and send word to the Camp Host or Camp Ranger.
- All accidents and injuries must be reported immediately to the Camp Hosts.

NATURAL DISASTERS:

If there is an earthquake or other natural disaster, take shelter and remain where you are until it is over. When it is safe to do so, gather your unit members in a safe place and try to remain calm. Do not attempt to relocate unless your location is unsafe. For earthquakes at our coastal camps, as soon as the shaking stops, move inland and uphill toward the parking area.

FIRE

Move your unit away from the fire area, leaving any threatened belongings. Report location, size, source of the fire, and wind direction/strength of out of control fires to the Camp Hosts promptly.

LIGHTNING

If you hear thunder, lightning is close enough to strike you. Move to a safe shelter like your vehicle or an enclosed building. Stay in a safe shelter well after you hear the last sound of thunder.

If you are caught outside with no safe shelter nearby the following actions may reduce your risk:

- Get out and away from ponds, lakes and other bodies of water.
- Get off elevated areas such as hills, mountain ridges or peaks.
- Stay away from objects that conduct electricity (barbed wire fences, power lines, windmills, etc.)
- Never lie flat on the ground, shelter under an isolated tree, or use a cliff or rocky overhang for shelter.

SERIOUS INJURY

In the event of a serious injury, the following procedures occur in this order.

- Stabilize the victim.
- Notify EMS via Camp Host (in person or via relay).
- If needed, treat for shock.
- Check on the wellbeing of each witness.

MISSING PERSON

Missing people at camp are usually found quickly. Using the buddy system, providing accurate rosters, and ensuring your children are within clear view and earshot at all times help prevent people going missing. While exploring our camps, conduct regular buddy checks to keep your group together.

If someone goes missing at camp:

- Check likely areas (sleeping area, showerhouse, outhouse, campsite)
- Ask others if they know the person's whereabouts and when they were last seen
- Notify Camp Host

Our Camps

Many of our camp properties and facilities are available for rental and use by Scout units and guest groups, with priority and reduced pricing given to Scouting units and organizations that charter Scout units in Cascade Pacific Council.

Camp Meriwether and Camp Clark:

Awaken each morning to the roar of the Pacific Ocean. Camp Meriwether and Camp Clark are beautiful camps with expansive views of the ocean and secluded beaches. At low tide, diverse tidepools can be explored where Camp Lookout meets the ocean. Breathe in fresh, cool ocean air. Absorb the sounds of wildlife and the ocean all throughout camp during your memorable Camp Meriwether and Camp Clark adventures. Started in 1926, the 795 acre Camp Meriwether and Camp Clark Scout Reservation is on the Oregon Coast at the base of Cape Lookout, twenty miles south of Tillamook.



Camp Pioneer: Camp Pioneer is a true mountain camp, offering a combination of rustic, traditional scout camp experiences with a modern twist. Perched at an elevation of 4,526 ft. and located along the edge of the Mt. Jefferson Wilderness Area, we are proud to be the “Jewel of the Cascades.” As you enter camp, the iconic view of Mt. Jefferson reflected in the waters of Pine Ridge Lake will take your breath away. At Pioneer, you can discover that the opportunities for outdoor exploration are endless – as are the activities our top-quality staff offers for those wishing to remain in camp. Camp

Pioneer offers a world-class backpacking and hiking program in the heart of Mt. Jefferson Wilderness area. Take part in hikes, climbs and caving activities. In the center of camp, Pine Ridge Lake offers great fishing along with canoeing, rowing, swimming, and paddle-boarding. Fine tune your Scoutcraft skills like pioneering, cooking, archery and shooting. Pioneer was founded in 1936 by local Oregon Scouts and carries a tradition of being built “by Scouts, for Scouts.”

Camp Baldwin: Breathe pine-perfumed air, explore the forest, and take in views of mountain peaks and eastern valleys. Camp Baldwin is the council's premier horse and high adventure camp. Nestled high in the eastern foothills of the Mount Hood National Forest seventeen miles west of Dufur Oregon, Camp Baldwin sits in a pine forest at 3,400 feet. In the middle of the 640 acre property is the 6 acre Lake Hanel filled with trout and crawdads. Horsemanship is central to the camp's program. For older Scouts, the camp has a natural rock face climbing program, day-long whitewater rafting and windsurfing trips, mountain biking, mountain boarding, and an advanced CL wrangler program. Our staff welcomes you to discover the Baldwin Spirit at the "Pride of the Cascade Pacific Council."




Butte Creek Scout Ranch:

Welcome to the wild, wild west!. Butte Creek is the year-round home to the largest horse herd in any council scout camp. The moment each Cub Scout steps onto Main Street and lays eyes on the old frontier town of Butte Creek, he or she will find it easy to imagine themselves as part of

the wild west. Butte Creek has a western town Main Street, and a western theme that runs through all we do. Join us for day use, picnics, fishing, or our famous weekend horse rides!

Camp Cooper: In the rainforest at the peak of Oregon's Coast Range, Camp Cooper features lush plant and animal life, and a 90 foot waterfall on the property. Two new adirondack campsites and covered dining shelters make the rainy season easier. The camp dining hall and spacious deck are great for troop or pack gatherings and training. Hike or bike the trails and logging roads throughout the area. Peek over one side of the hill to overlook the Willamette Valley, and the other to access coastal rivers and streams.



Camp4All: Give Every Scout an Unparalleled Outdoor Experience

100% of proceeds from our **Camp4All** campaign go to **getting Scouts to camp and giving them an unparalleled experience at our nationally-recognized camp properties.**



Designate your donation to fund outdoor education opportunities; such as camp attendance scholarships for youth and camp staff scholarships, provide program supplies and equipment, maintain camp facilities, and provide critical camp staff training!

Why designate your gift? Because Outdoor Experiences are Life-Changing

CPC offers some of the most impressive camp properties nationwide in the Boy Scouts of America.

1. Camp4All support from the community ensures:
2. **Life-changing experiences.** More youth will unplug, experience incredible personal growth and maintain a life-long appreciation for the outdoors.
3. **More scholarships** so that every Scout can camp.
4. **Exceptional programs.** CPC will invest in even more innovative experiences and quality programs.
5. **Superior properties.** CPC will continue to promise access to well-maintained, safe and clean properties.
6. **Retention & advancement.** Youth will remain in Scouting and deepen their personal growth learning because of summer camp.

Camp4All Community Giving

There are a multitude of ways you can make an impact for generations through community giving. Here's how:

General Fund: Support local Scouting strategic initiatives! **Community donors**: When making your donation don't forget to use the drop-down to designate your district.

Matching Gifts: Supercharge your gift! Your company may match your charitable donation.

Planned Giving: Put your assets to work for generations with our tax-efficient charitable strategies.

To learn how to donate, please visit:

<https://cpcbasa.org/donate/camp4all/>